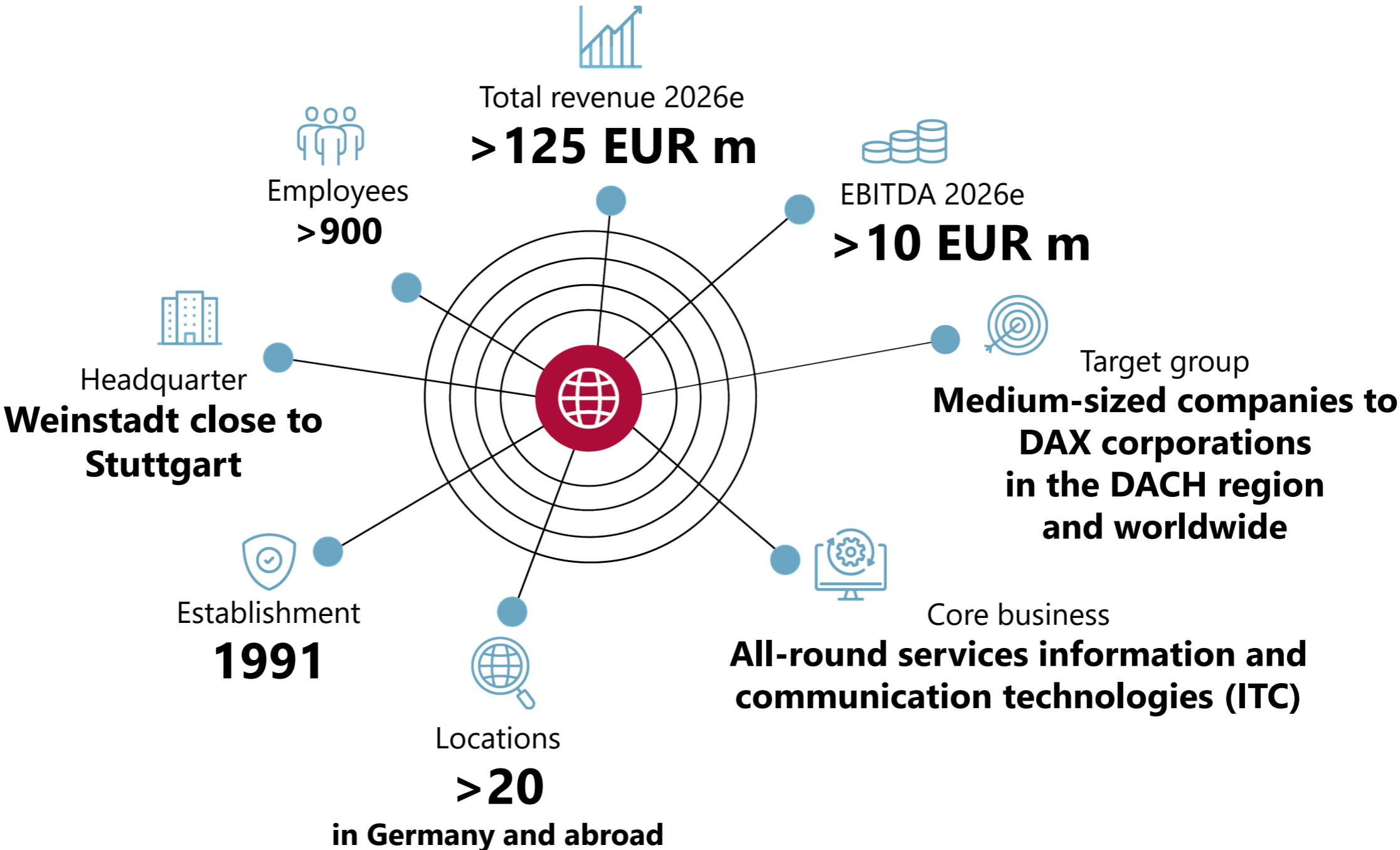




# Company presentation audius SE

Status 25/06/2026

# audius in one view



# Locations in Germany and worldwide



# audius **Management**



**Rainer Francisi, chairman of the Executive Board**

Founded audius in 1991. Largest shareholder of the company.



**Matthias Kraft, Executive Board member**

Already with the company since 2004 and member of the Executive Board since 2015.  
Responsible for the business unit IT Services.



**Wolfgang Wagner, Executive Board member**

Member of the Management Board of the former IT Competence Group since 2016.  
Responsible for M&A, investor relations, the subsidiary proMX and various cross-divisional functions.



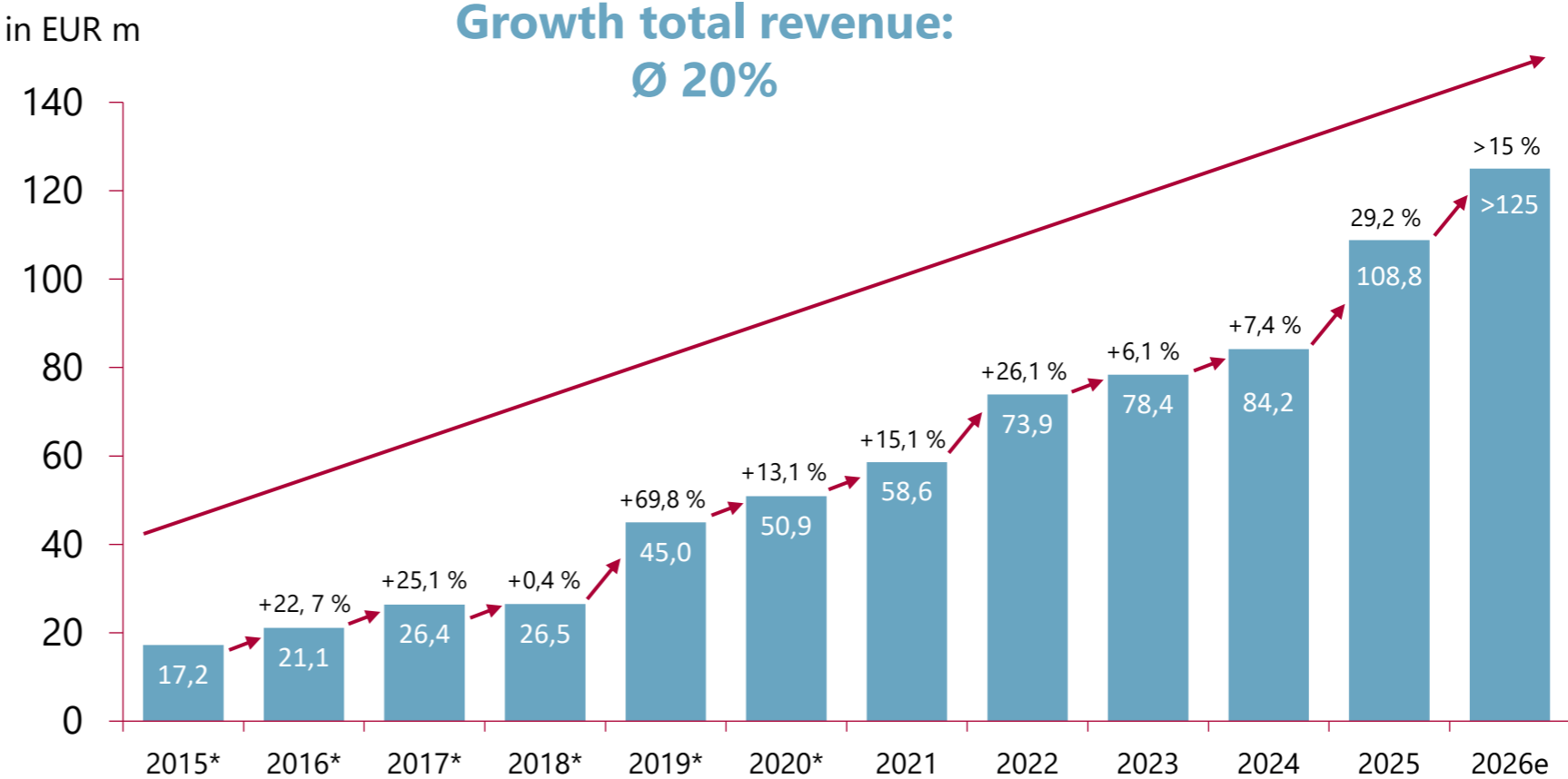
**Konstantin Tsaligopoulos, Executive Board member**

Joined the Group in 2011. Has built up the Telecommunications business area since 2016  
and has been responsible for this as a member of the Executive Board since 2022.

# audius **growth story**

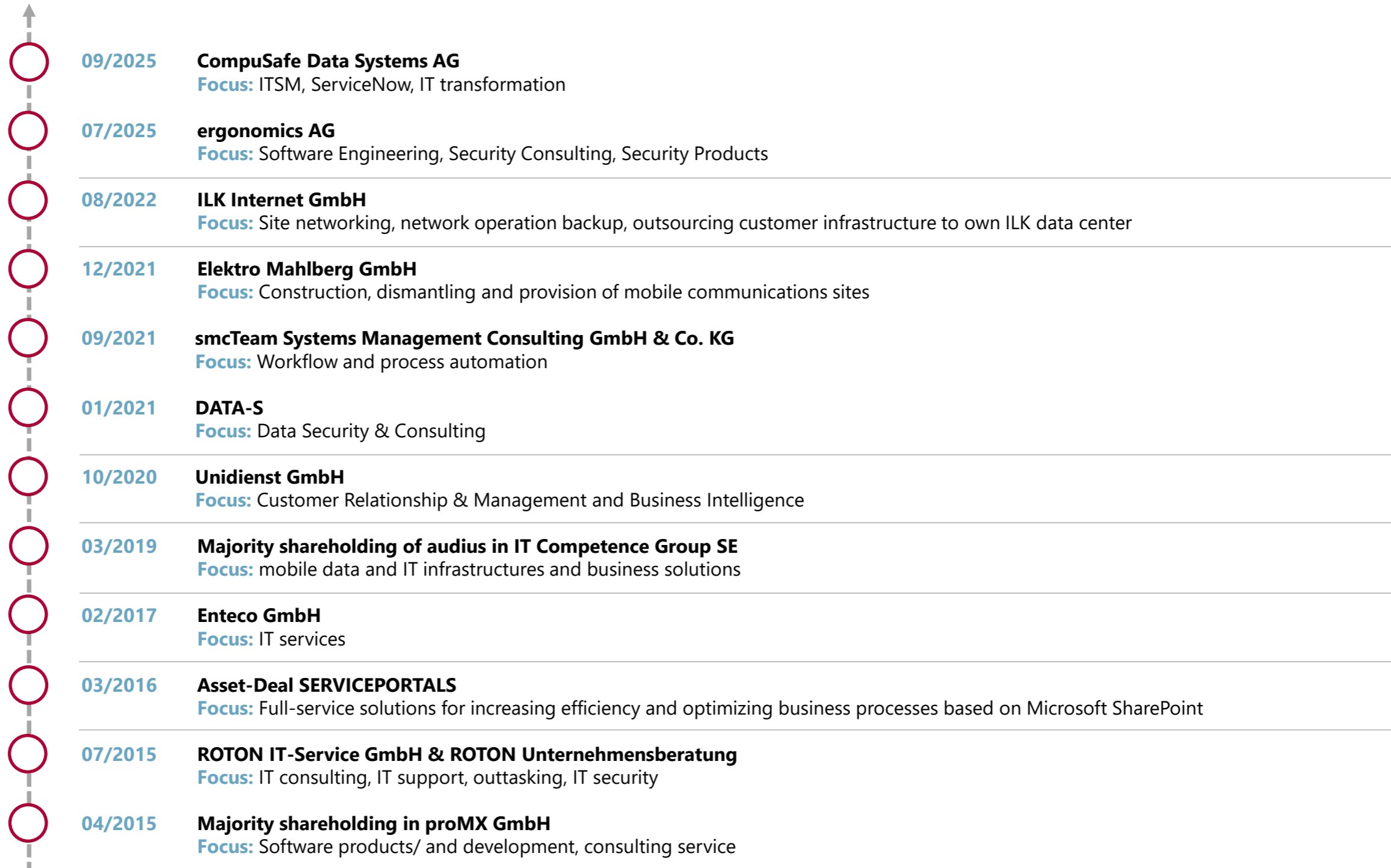
## Dual growth strategy

- 1. Organic growth **from our own resources**
- 2. Inorganic growth **through targeted acquisitions**

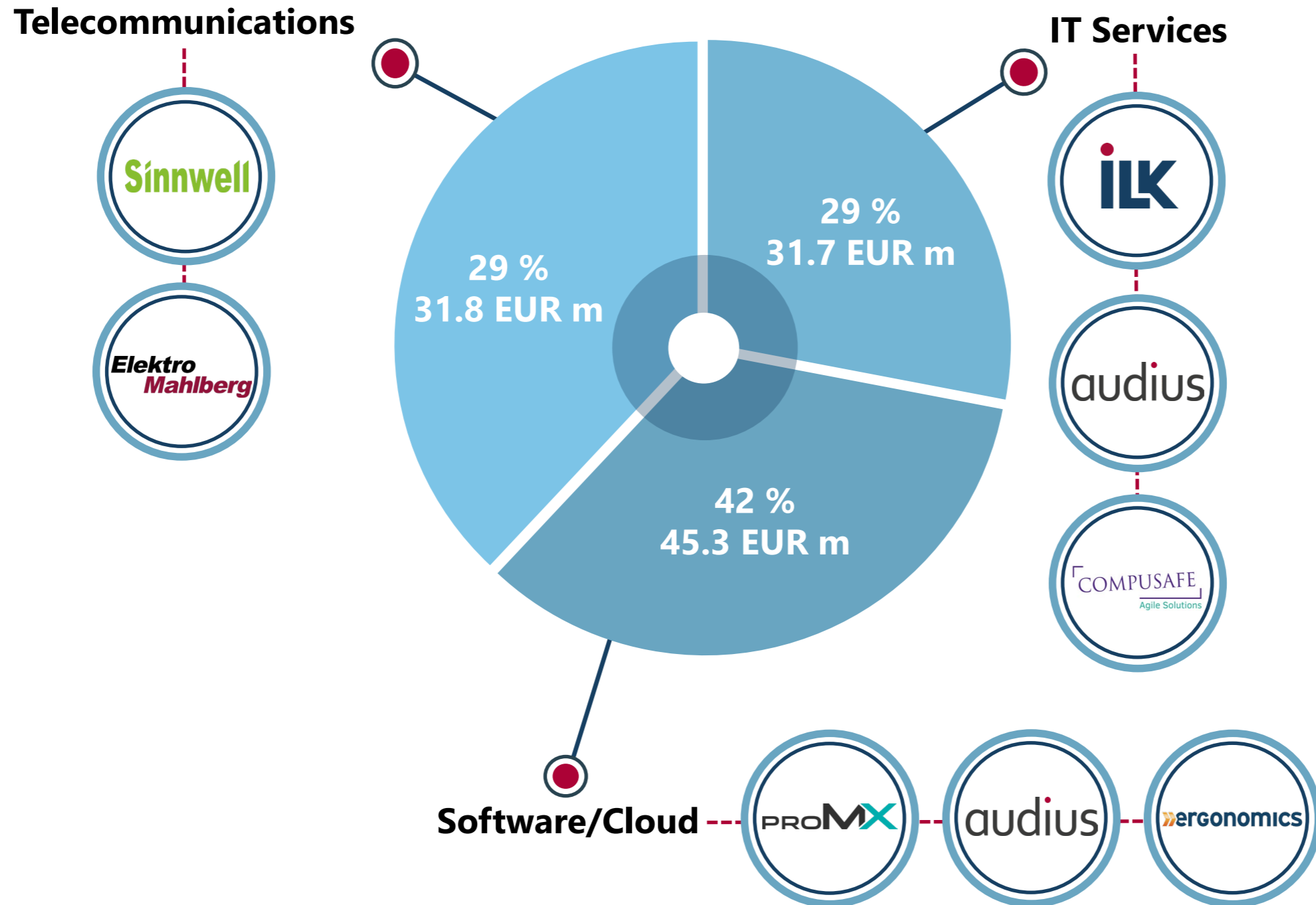


\* 2015 - 2020 As-if consolidation from the point of view of audiUS AG

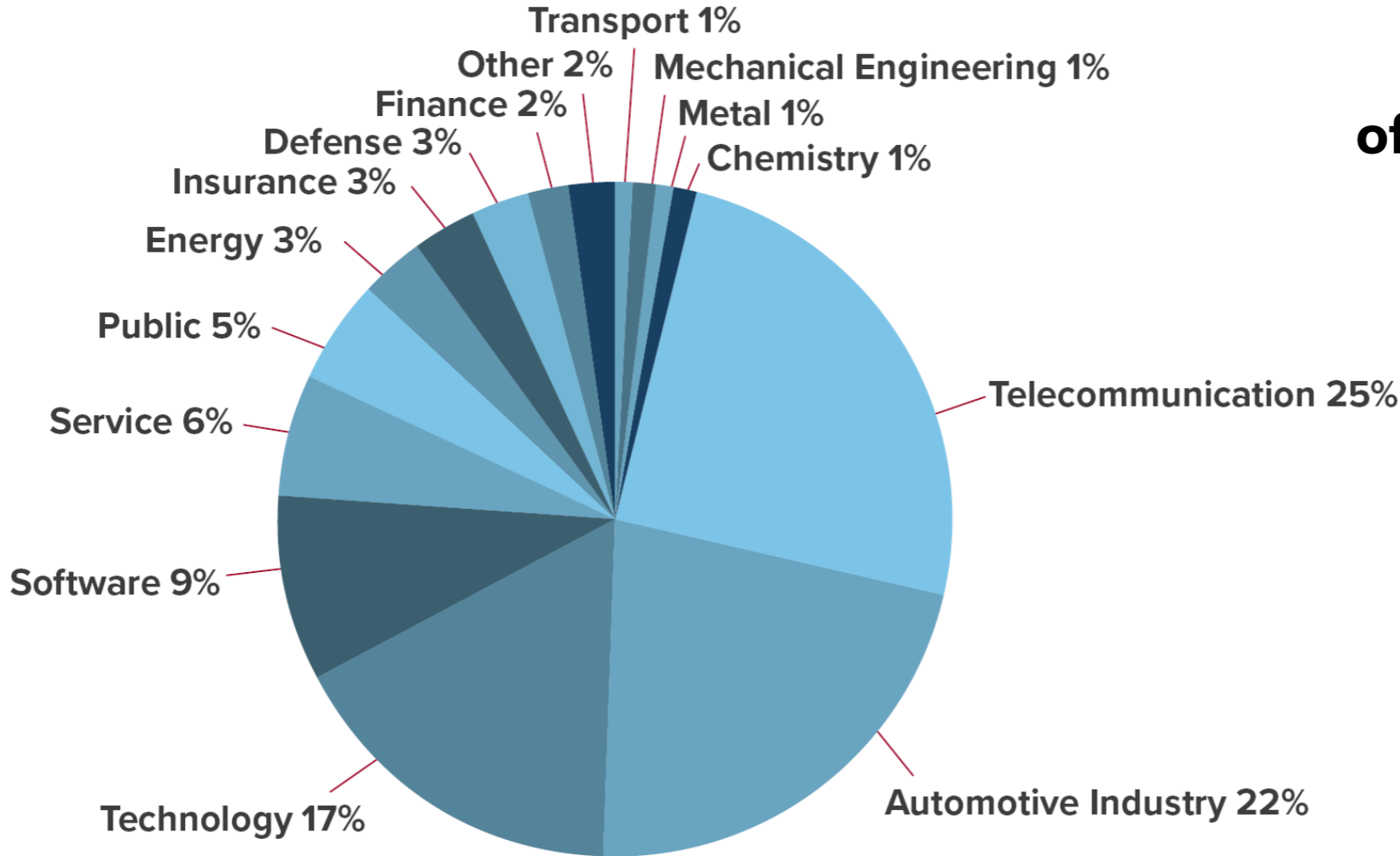
# Inorganic growth since 2015



# Breakdown of total revenue **by business segment in 2025**

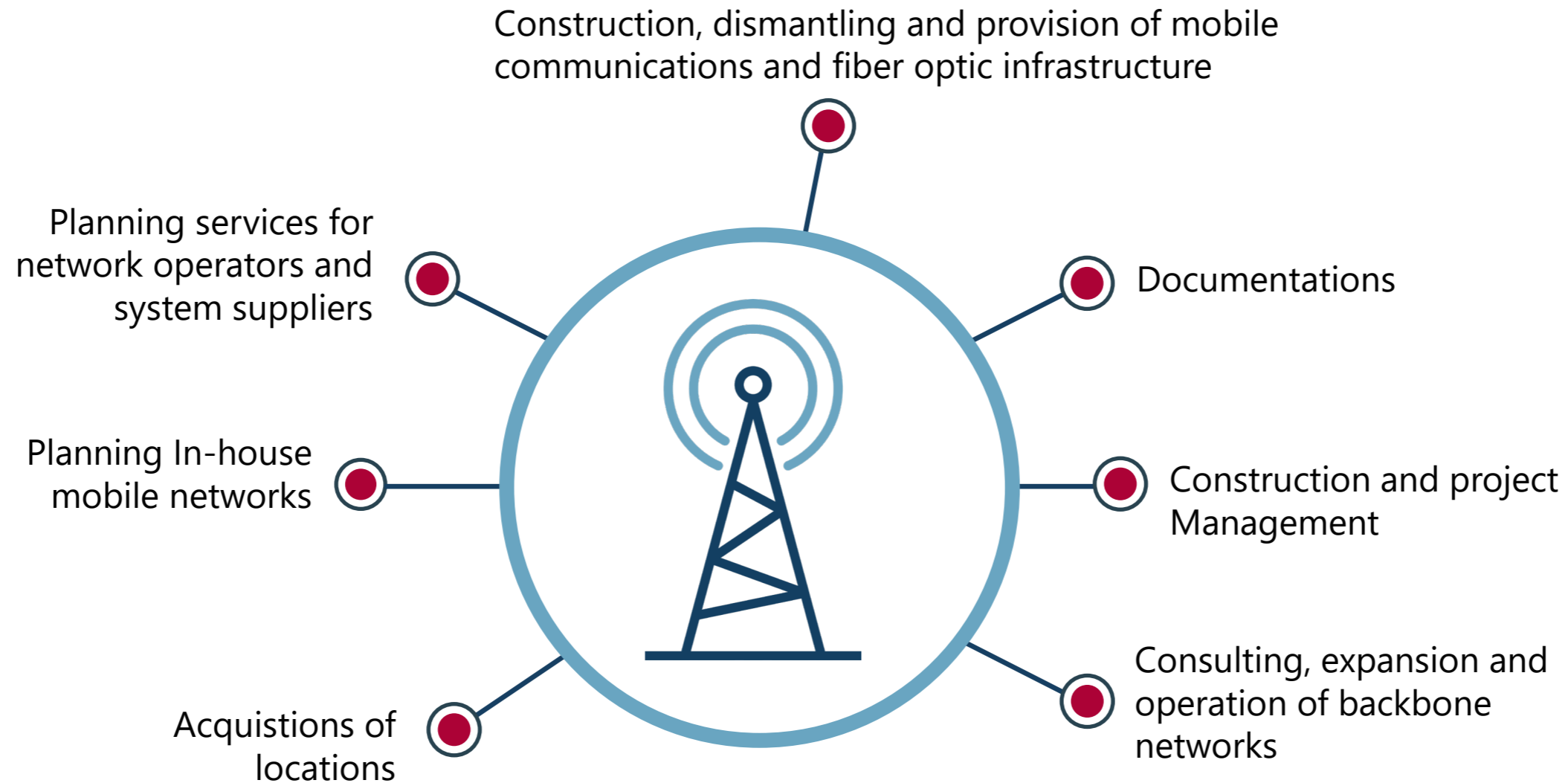


# Distribution of sales by sector – financial year 2025

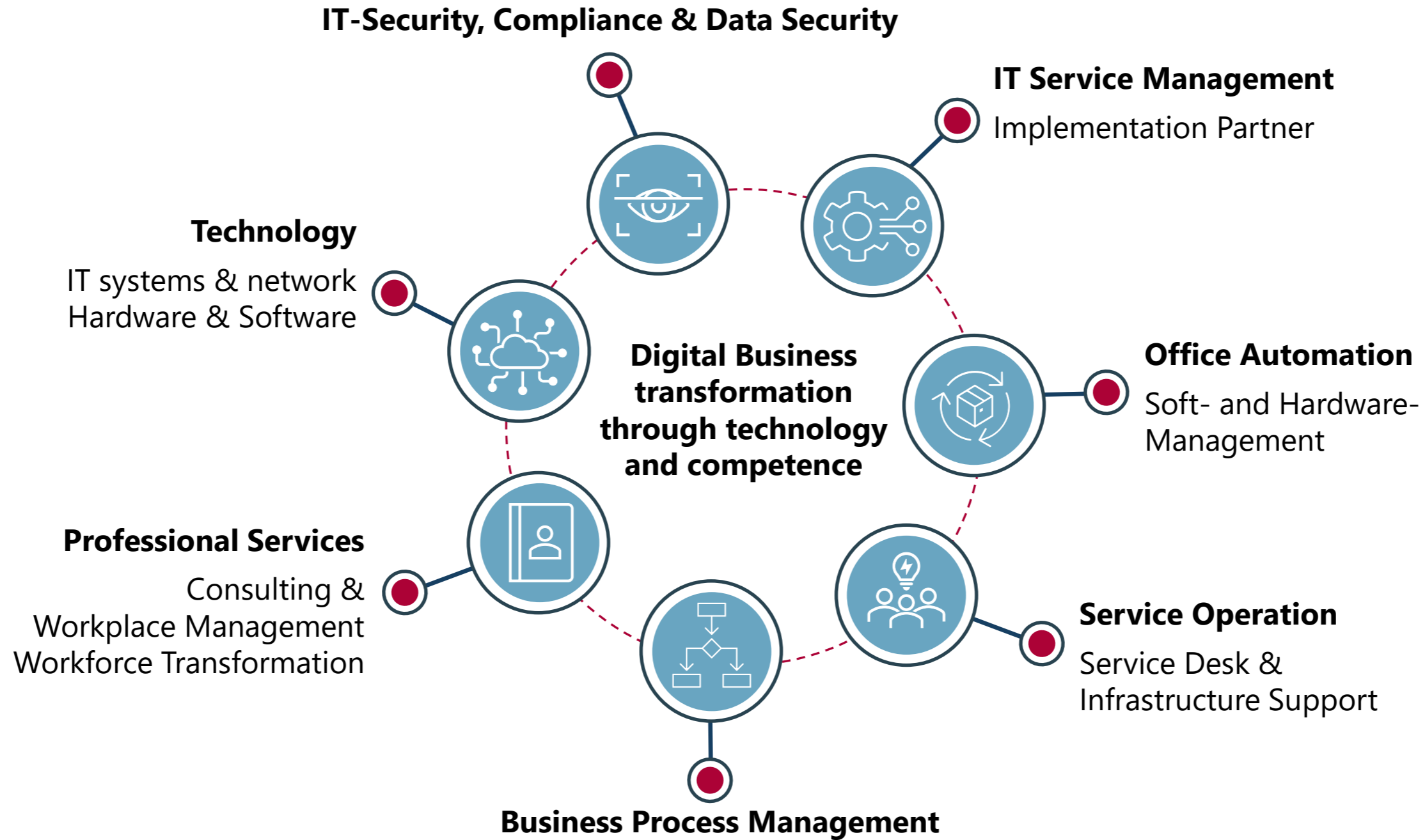


**42,1%**  
of total sales in critical  
infrastructure

# Business unit **Telecommunications**



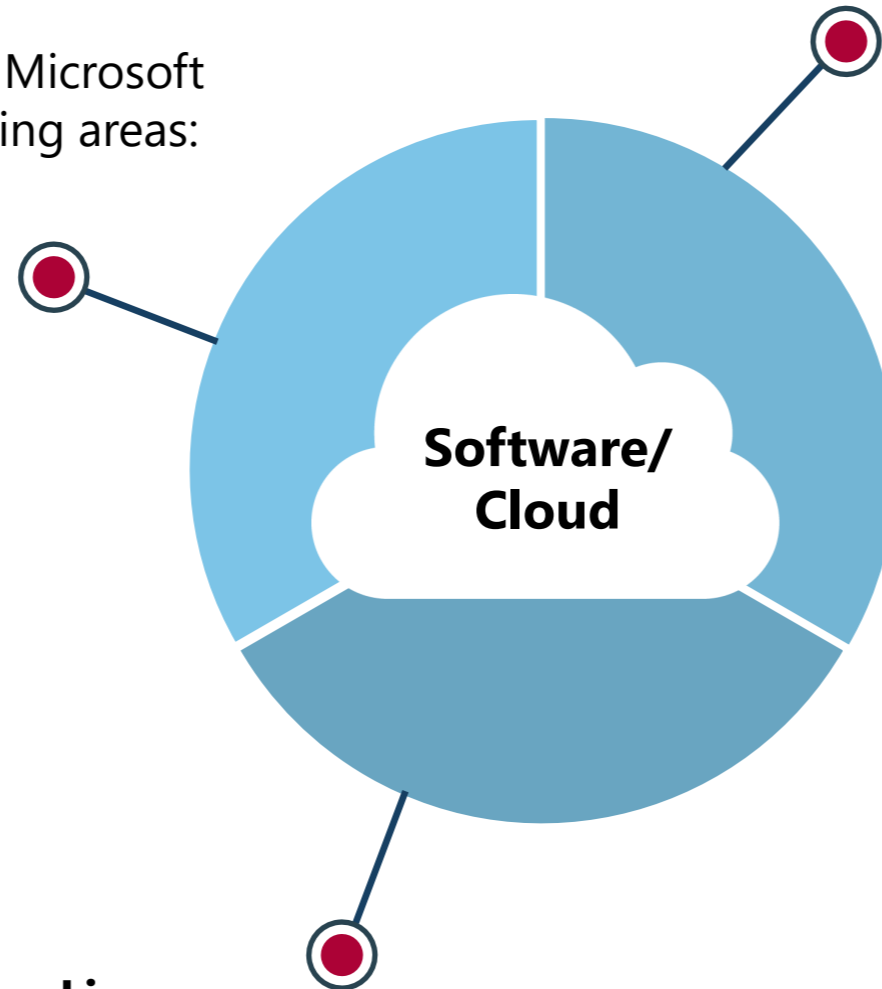
# Business unit **IT Services**



# Business unit **Software/Cloud**

## Off-the-shelf software

- Industry solutions based on Microsoft Dynamics 365 for the following areas:
  - Field services
  - Distribution
  - Customer service
  - Marketing
  - Project organizations
- Implementation and Customizing



## Licences

- On-Premise/Cloud
- CSP Licences
- ISV Licences

## In-house developments

- Customized software
- Add ons to standard applications
- audius.cloud/application operation
- Digital Business 2.0

## ➔ Realization

- ✓ Strategic consulting
- ✓ Business Transformation
- ✓ Customer software development

# Latest **customer orders**



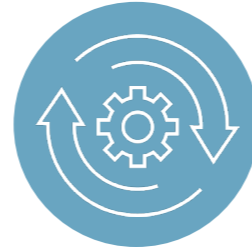
**Project reference**  
Business unit  
**Telecommunications**

Industry sector:  
**Telecommunications/General Contractor**

Service:  
**Surveys and planning for mobile network locations, particularly regarding shared use**

Duration:  
**12+ months**

Volume structure:  
**500-1,000 locations in western Germany**



**Project reference**  
Business unit **IT Services**

Industry sector:  
**Banks**

Service:  
**Rollout of active network components**

Duration:  
**8 months**

Volume structure:  
**Approximately 6 people on duty**



**Project reference**  
Business unit **Software/Cloud**

Industry sector:  
**Semiconductor industry**

Service:  
**Migration from Project Online to MS Dynamics Project Operations**

Duration:  
**~6 months**

Volume structure:  
**~USD 500 million in volume**

# Partnerships

servicenow

aws

blanco

Relution

Apple Consultants Network

jamf

Microsoft

NAKIVO

SOPHOS

citrix  
Partner  
Gold  
Solution Advisor

CISCO

vmware

FUJITSU

USU

SAP  
Partner

macmon  
nac intelligent einfach

CHECK POINT  
PARTNER  
★★

SIEMENS

Hewlett Packard  
Enterprise

baramundi  
software AG

TREND  
MICRO  
Bronze Partner

ARROW

FORTINET



aruba  
a Hewlett Packard  
Enterprise company

DELL Technologies

veeam  
Value-Added  
Reseller  
Silver

Adobe

# Certifications & awards



Awarded by **Handelsblatt**, study conducted by Munich Strategy:

audius in 81st place in the **TOP 100 fastest-growing SMEs**



L Ü N E N D O N K

Award from the market research company **Lünendonk & Hossenfelder GmbH**:

audius from 2022 to 2024 on the **Lünendonk®-List** among the **"TOP 20 leading IT service companies in Germany"**

Awarded by **F.A.Z.-Institut**:


audius receives for the fourth year in a row the **certificate "Highest Quality"** in the category "IT Consulting", this time as the **industry winner**



# Our references

## Telecommunications



 Bundesanstalt für den Digitalfunk der Behörden und Organisationen mit Sicherheitsaufgaben

## IT Services



## Software/Cloud



# Our workforce\* at a glance



**>900**

Number of employees



**~28.1 %**

Women



**~71.9 %**

Men



**41**

Different nationalities



**43 years**

Average age

\*as at 25/06/2026

# Strategic growth fields



## People & Technologies

### Dynamic growth in target markets

- BITKOM expects 4.4 % growth for the IT market in 2026
- Further 5G rollout and fiber optic network expansion in Germany
- Despite economic challenges, there has been dynamic growth in digitalization, including AI and automation

### Cross-selling and upselling within the Group

- Further use of existing customers
- Marketing of own products and solutions
- Achieving economies of scale for existing customers

### Innovations & scalable solutions

- Expansion of the existing range through product innovations or the creation of product variants
- Expansion of margins through scalable products and services
- Growth with innovations in the field of AI and automation with high economies of scale

### Acquisitions & Internationalization

- Conquering new market segments and rapid growth by acquiring established companies
- Growth enabler for smaller companies and their IP and services
- Building up expertise through international teams of developers and consultants

# Development P&L

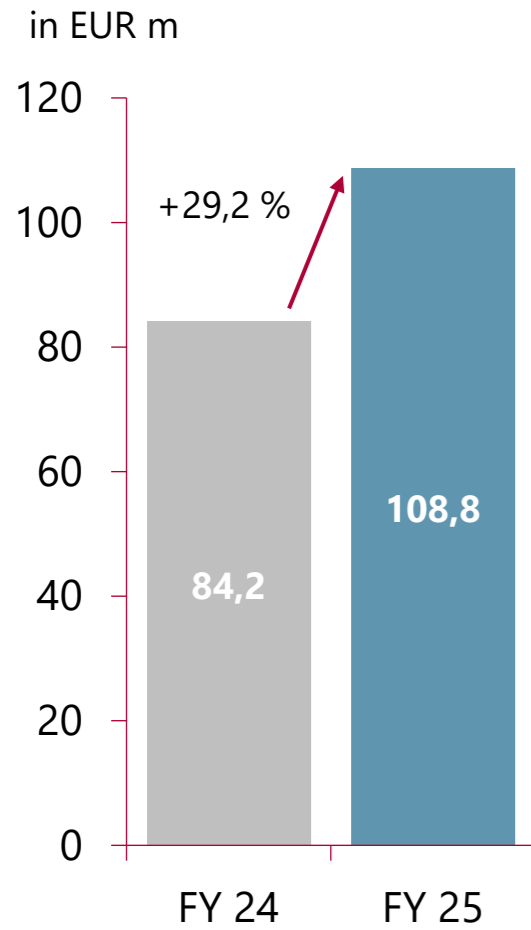
in EUR m	1-12/2025	1-12/2024	Difference absolute	Difference in %
<b>Total revenue</b>	108.8	84.2	+ 24.6	+ 29.2 %
<b>Gross Profit</b>	77.2	63.9	+ 13.4	+ 21.0 %
<b>EBITDA</b>	8.8	7.1	+ 1.7	+ 24.2 %
<b>EBITDA-Margin</b>	8.1 %	8.5 %	- 0.4	- 4.7 %
<b>EBIT</b>	6.2	5.0	+ 1.2	+ 24.0 %
<b>Earnings per share after minorities</b>	0.48	0.42	+ 0.06	+ 14.3 %

# Development of the **Balance sheet**

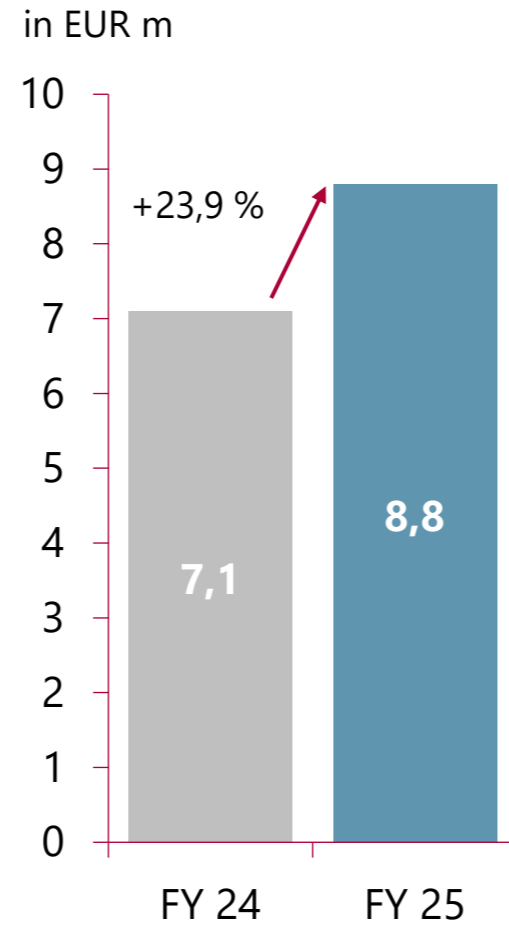
in EUR m	31/12/2025	31/12/2024	Difference absolute	Difference in %
<b>Total assets</b>	57.5	38.1	+ 19.3	+ 50.7 %
<b>Equity</b>	26.7	24.3	+ 2.4	+ 10.0 %
<b>Equity ratio</b>	46.5 %	63.7 %	- 17.2	- 27.0 %
<b>Cash</b>	17.1	11.0	+ 6.1	+ 55.4 %
<b>Bank liabilities</b>	7.5	2.6	+ 4.9	+ 185.2 %
<b>Order backlog</b>	98.9	79.3	+ 19.6	+ 24.7 %

# Business development **FY 2024 vs. FY 2025**

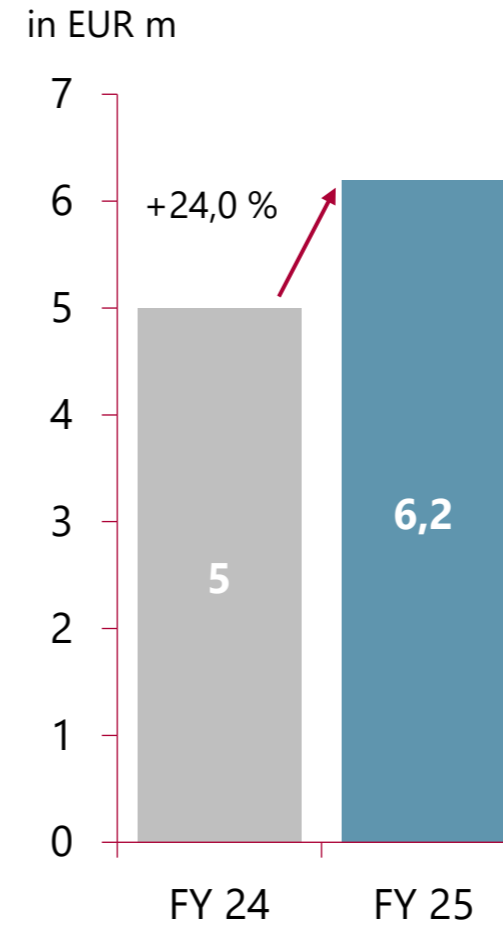
## Total revenue



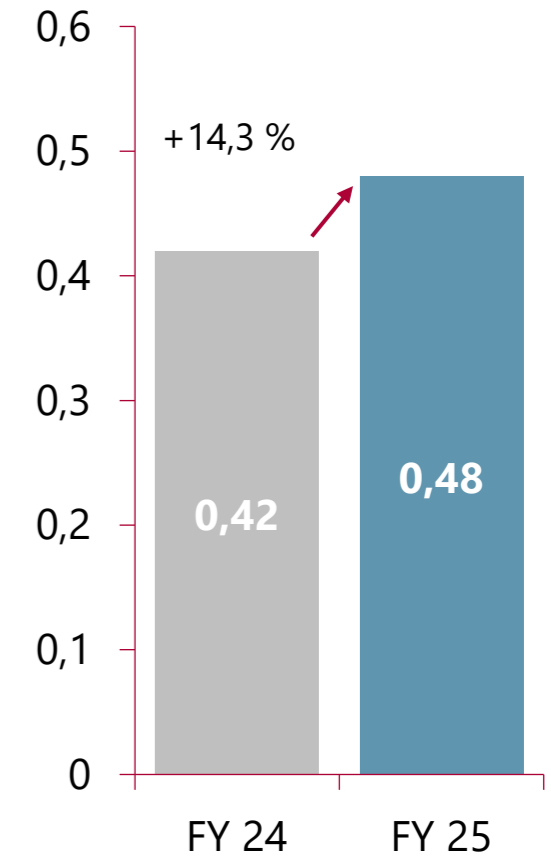
## EBITDA



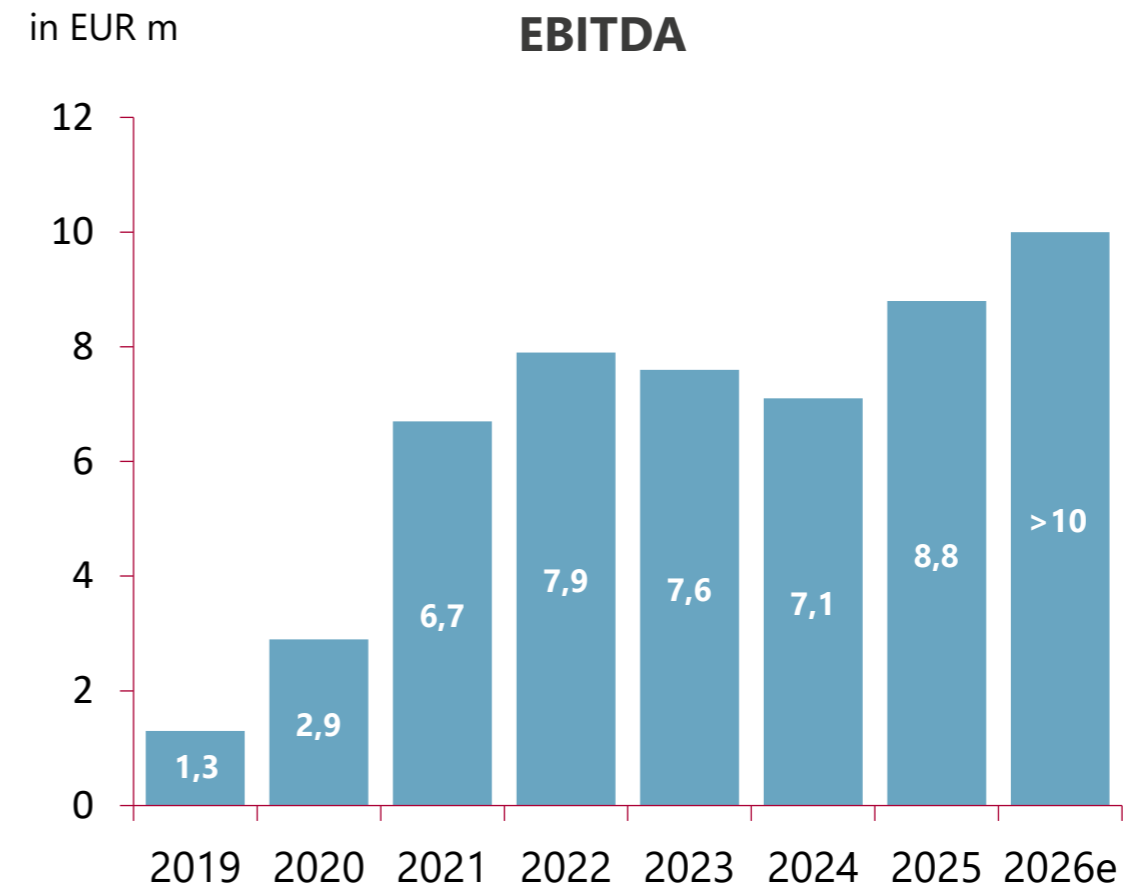
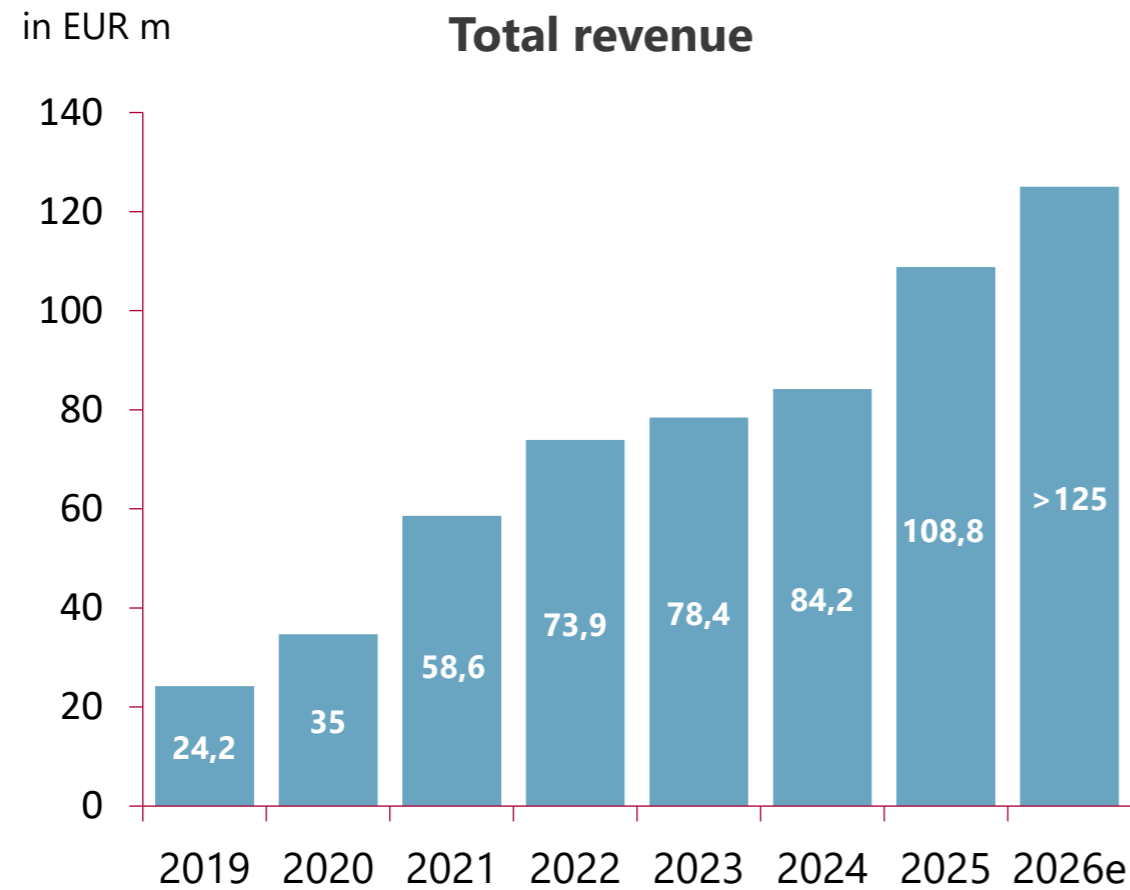
## EBIT



## Earnings per share after minority interests



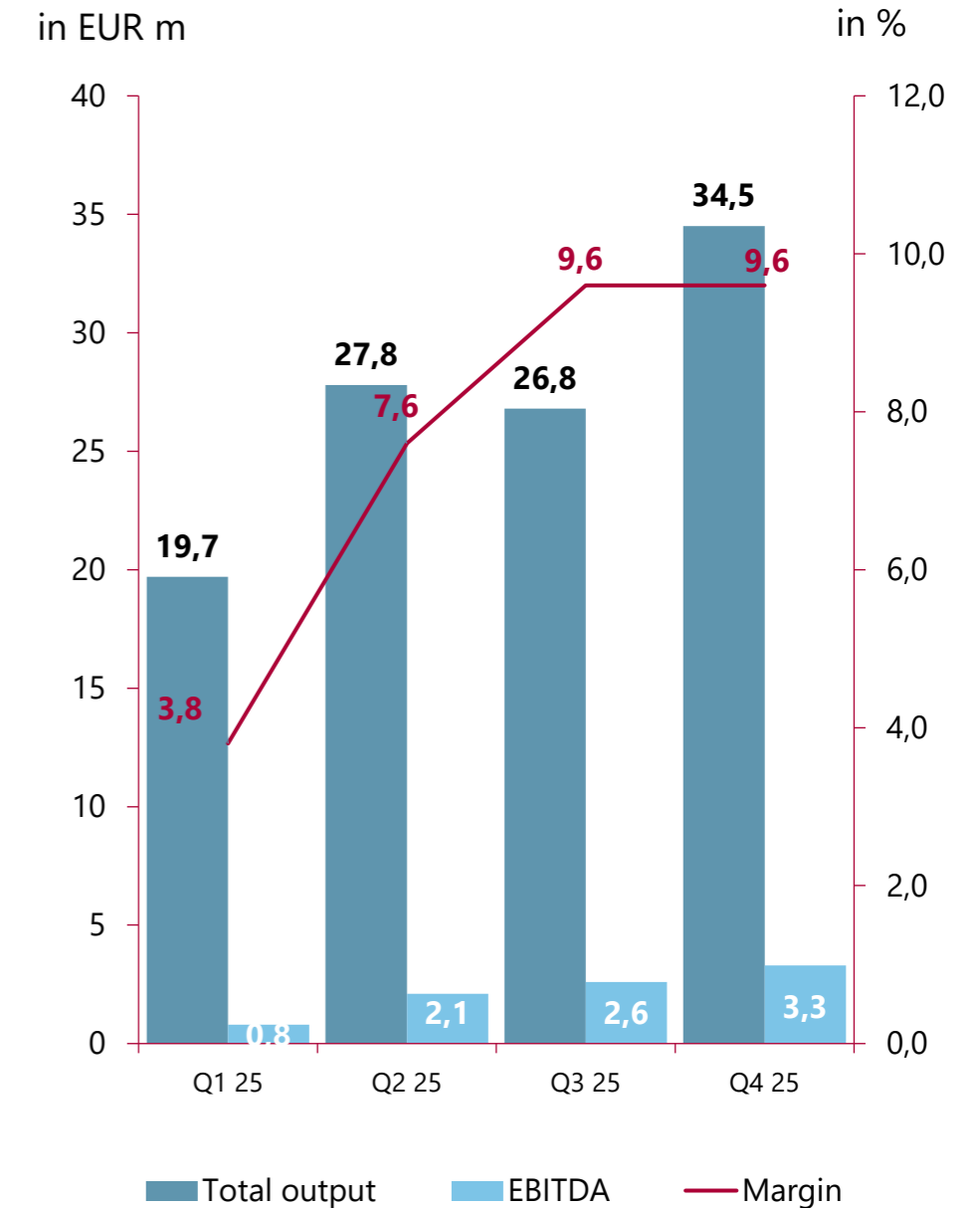
# Total annual figures since 2019



**=> Average growth since 2019 > 27% per year**

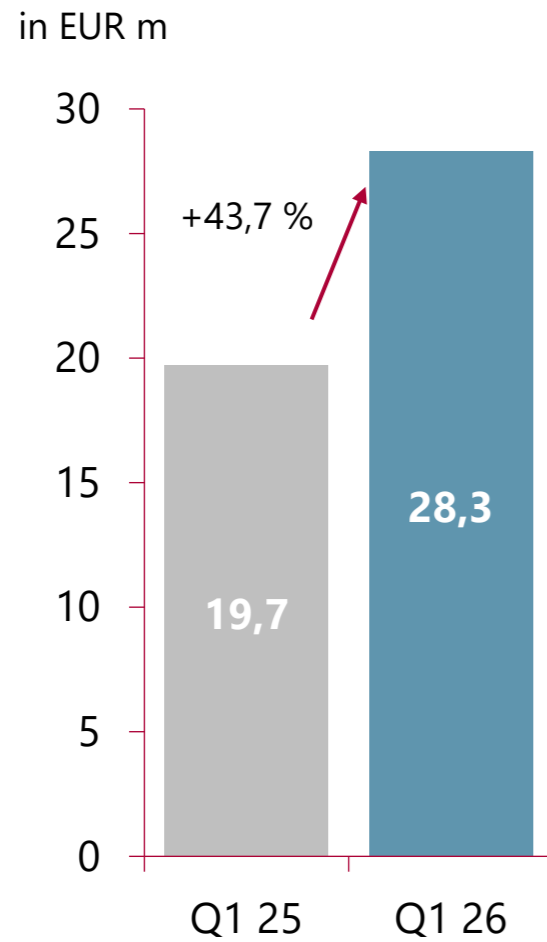
# Executive Summary for 2025

- Purely Pure organic growth in total revenue of approximately 22 % compared with 2024
- Additional growth through acquisitions of Ergonomics and CompuSafe (initially, a modest contribution to earnings)
- IT services sector grows significantly thanks to service and hardware sales
- Once again highest order backlog in the company's history of around EUR 99 million
- After a weak Q1/2025, a significantly positive development is expected in the following quarters
- Strong focus on profitability across all areas, while simultaneously investing in further growth
- Full year 2025 includes restructuring costs
- Another strong result at subsidiary proMX AG leads to corresponding minority interest

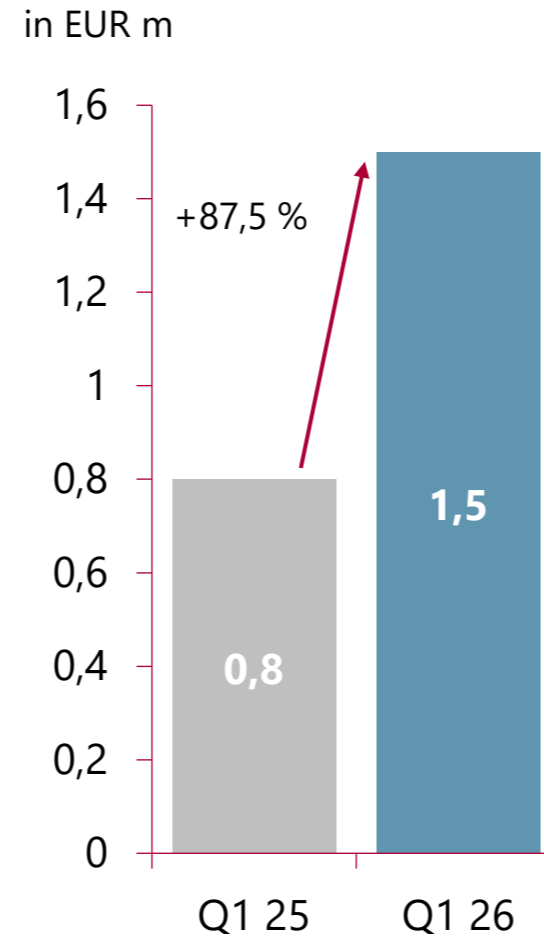


# Business Development Q1 2025 vs. 2026

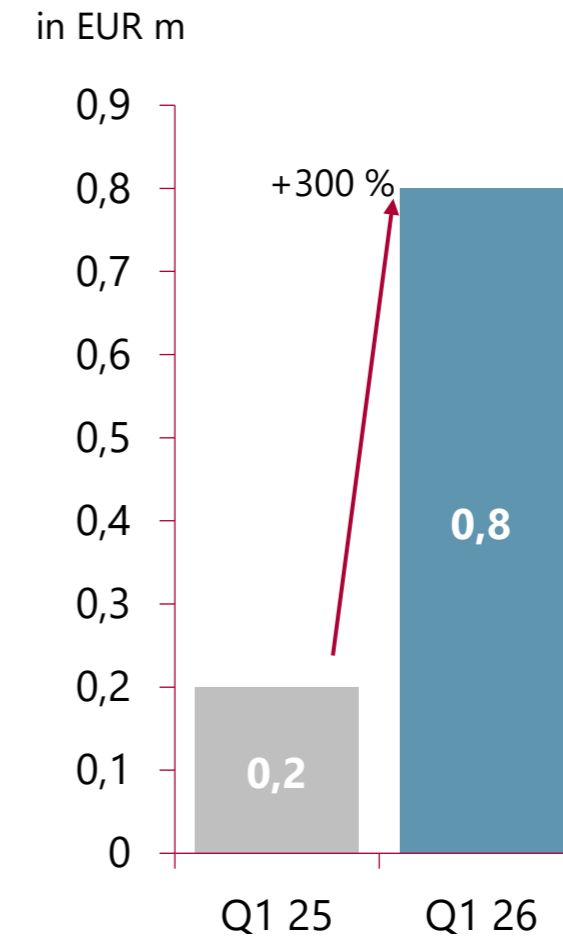
## Total output



## EBITDA



## EBIT



# Outlook for 2026 and Beyond

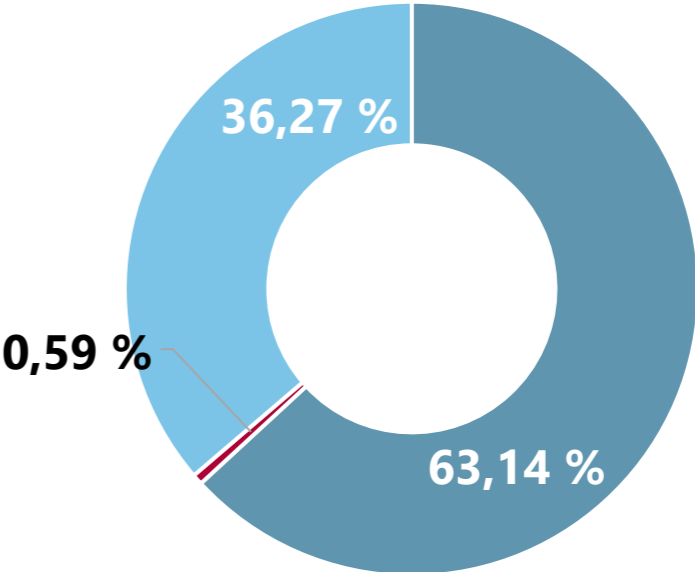
## Forecast 2026

in EUR m	2026e	2025
Total output	> 125	108,8
EBITDA	> 10	8,8
Earnings per share	> 0,55	0,48

- Growth for 2026 has already been secured through both organic growth and acquisitions
- EBITDA in 2026 is expected to exceed 10 million / > +14 %
- A disproportionately large increase in earnings per share is planned
- Launched additional growth initiatives, both in Germany within KRITIS and internationally
- AI as a growth driver in development, software implementation and efficiency
- Expansion of our own data centers
- Focus on profitability to return to the EBITDA target margin of > 10 % (2027 and beyond)

# audius company share

<b>Issued shares</b>	4.950.000
<b>Share price on 25/06/2026</b>	EUR 12.80
<b>Trading segments</b>	m:access, Basic Board FWB
<b>Research Coverage</b>	SMC (target EUR 29.00)
<b>Nominal value</b>	EUR 1.00 per share
<b>Market Capitalisation</b>	EUR 64 m
<b>WKN/ISIN/Ticker</b>	A40ET1 / DE000A40ET13 / 3ITN
<b>Dividend</b>	24 cents for 2025



- Free Float
- audius AG
- Own shares

Source: <https://live.deutsche-boerse.com/aktie/audius-se-na-o-n?mic=XETR>, Trading place: Xetra

# Investment in audius

## 5 good reasons

1. Annual **growth of total revenue** since 2019  $\emptyset$  ~ **27 %**
2. **Record earnings** figures again in 2025
3. Growth of > **125 EUR million for 2026** is already largely assured
4. Long-standing **customer relationships**, currently including **9 DAX companies**
5. Competence centers for IT services, software/cloud, telecommunications **for the markets of the future**
6. **Artificial intelligence** as a growth driver

# Contact

LinkedIn-Profile



**Wolfgang Wagner**  
CFO

audius SE  
Mercedesstraße 31  
71384 Weinstadt

[ir@audius.de](mailto:ir@audius.de)  
+49 7151 / 369 00 359

<https://www.audius.de/investor-relations>

# Final Information

This presentation is made by audius SE for internal purposes. Therefore it cannot be regarded as a sufficient or appropriate document for the purpose of thirds parties. This presentation is intended for information purposes only and distributed as confidential information. It may only be used in accordance with applicable law and insider trading. The presentation may not be distributed, published or reproduced, nor the content may be disclosed to third parties. By accepting this presentation, the recipient agrees to maintain the confidentiality of the presentation and to accept the following conditions.

This presentation contains statements, estimates, opinions and predictions in regards to expected future development (forward looking statements), which reflect various assumptions regarding results derived from audius SE's current business or public sources which are not independent and have been examined or assessed in detail by audius SE and which could turn out to be incorrect. All statements reflect the current expectations based on the current business plan and other assumptions which contain significant risks and uncertainties. Therefore, they should not be taken as a guarantee of future performances or results, nor are they necessarily an accurate indication that the expected results will be achieved. All statements only relate to the date on which this presentation was handed to the recipient. It is the responsibility of the recipient of this presentation to make further detailed assessments of the statements validity and underlying assumptions. audius SE is not liable for the statements and assumptions which will be achieved or will occur. audius SE excludes any liability by law, to the highest extent possible, for any direct or indirect damage or consequential damage or any punitive measure that the recipient may incur through the use of the presentation, its content or in any other context.

audius SE is not giving any guarantee or assurance (either expressed or implied) in regards to the information provided in this presentation or this presentation being suitable for the purpose of the recipient. The availability of this presentation does not contain any assurance of the information given, being correct after the date of publication. audius SE has no obligation to update or correct information, statements or conclusions in this presentation or to include succeeded events, or to correct inaccuracies that become known after the date of this presentation.

**Weinstadt 2026**